

IoD Digital Academy Guide

academysupport@iod.com

Contents

How to access the Digital Academy	2
Prefer to watch	2
Login.....	2
First-time users:	2
Access the Digital Academy	3
Finding materials.....	3
Course Materials.....	3
Exam Resources (if applicable)	4
Brightspace Pulse (Mobile App).....	5
FAQs	6

How to access the Digital Academy

For the best experience, use a desktop or laptop when accessing the IoD Digital Academy.

Prefer to watch

This [short video guide](#) will help you login and access the IoD Digital Academy. Written instructions are also provided below for reference.

Login

- To access the Digital Academy, please click [here](#) to login to the IoD website.
- Your username is the **email address we have contacted you on**.

First-time users:

- On the sign in page, select *Forgot your password* to create your password.

Please **do not** register a new account, as that will prevent you from accessing your courses and materials. Always use the email we contacted you on.

Sign in with your IoD account

Username or email address

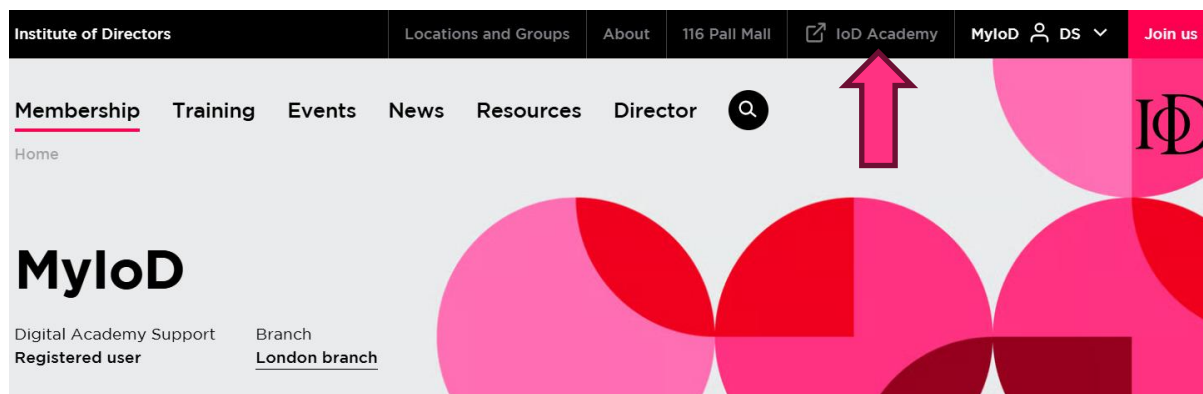
Password [Forgot your password?](#)



Sign in

Access the IoD Digital Academy

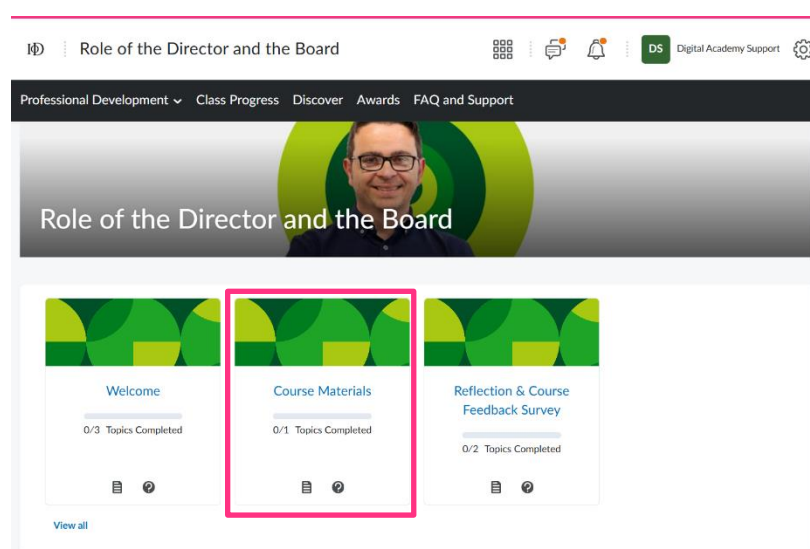
Once logged in, select the *IoD Academy* button in the top navigation bar. This will open the Digital Academy platform in a new tab.



Finding materials

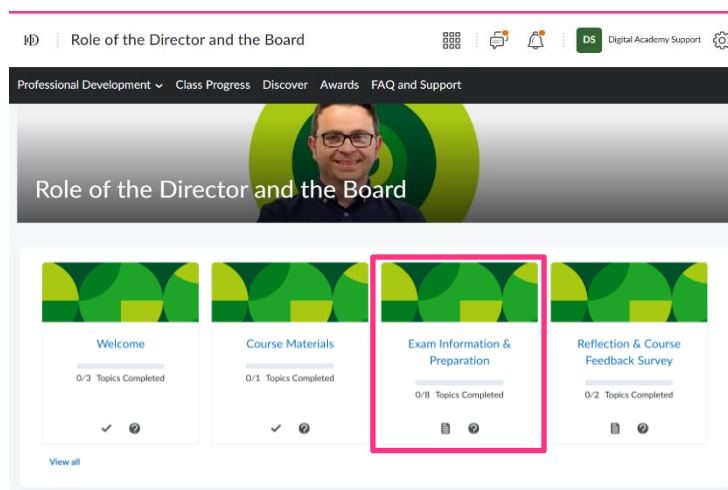
Course Materials

- Select the course you have enrolled in and then select the **Course Materials** tile.



Exam Resources (if applicable)

- Exam resources become available **after you have attended all scheduled days of the course in full.**
- A new tile will be available within the on the final day.



Brightspace Pulse (Mobile App)



You can download the Brightspace Pulse mobile app on [Apple Store](#) or [Google Play](#) to have easy access to your materials.

How to login to the Brightspace Pusle App?

1. Open the app > Select *Get Started*
2. In the search bar type 'IoD'. Select the URL that is **academy.iood.com**.
3. Sign in with your IoD details.

Features on the app:

- Access course materials on the go
- Download content for offline use
- Receive push notifications for announcements

FAQs

I can't login. What should I do?

Make sure you are using the **email we have contacted you on**. If needed, reset your password via the 'Forgot your Password' link. If the problem persists, contact the support team at academysupport@iod.com.

When will materials be available?

The course and course materials are made available to you 3-weeks before your course's start date. If applicable, exam resources will become available only **after attendance** of the course has been confirmed.

Where can I find my courses?

After logging in to the Digital Academy, your enrolled courses will appear on your Digital Academy dashboard under 'My IoD Courses'.

Can I access the Digital Academy on multiple devices?

Yes, your progress is automatically synced between devices. For the best experience, we recommend you use a desktop or laptop.

Will I receive a certificate of attendance?

If your course includes a certificate of attendance, you can download it from the *Awards* area once your attendance has been confirmed.

For more information or help, email academysupport@iod.com.